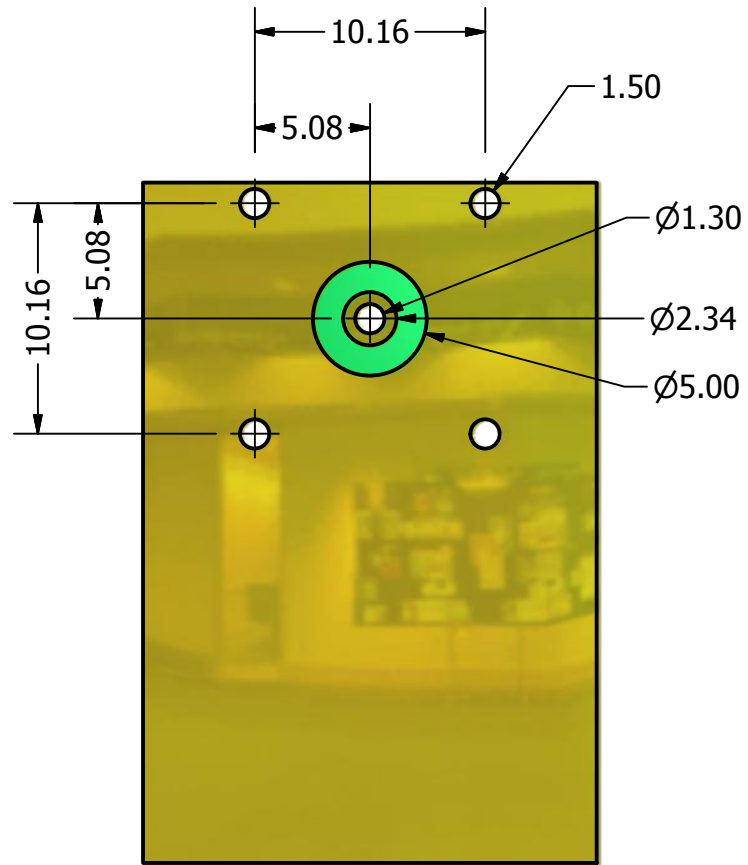
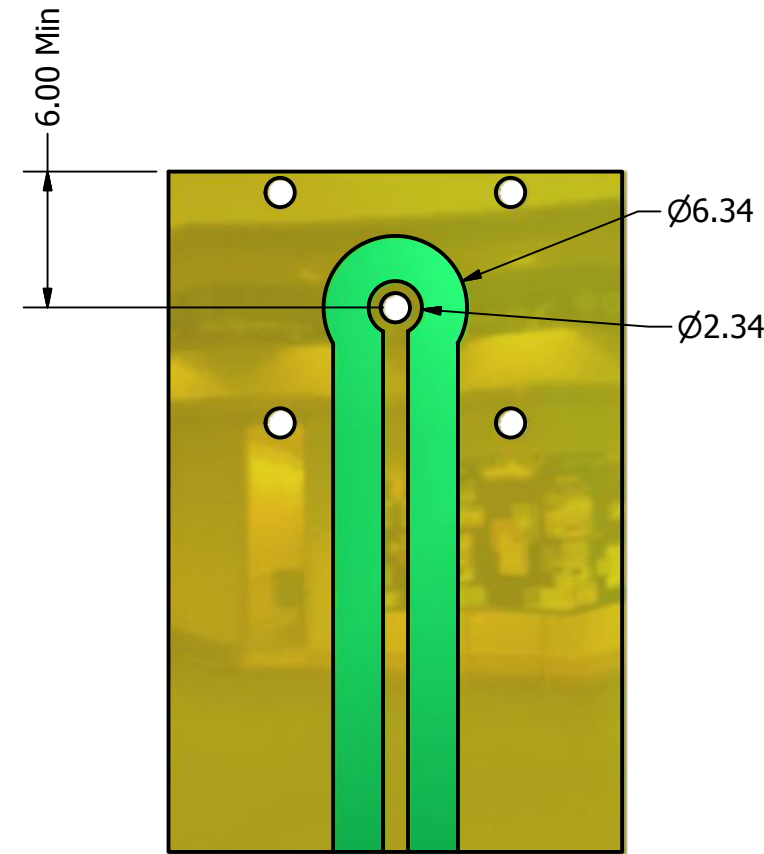
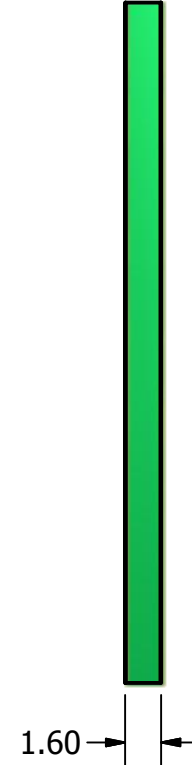




Suggested 75Ohm PCB Layout



Top Copper



Bottom Copper

Status: WorkInProgress	Material: FR4 1.6mm		Finish:	X. - +-0.5 X.X - +-0.05 X.XX- +-0.002	DO NOT SCALE	
	Designed by P. Fayers	Checked by	Approved by	Date	©2007	A3
	C.E.I. Ltd		This document and all the data contained herein is and shall remain the property of Cambridge Electronic Ind. Ltd and may not be used or copied for any purpose whatsoever without the written permission or Cambridge Electronic Ind. Ltd.		Square Based 75 ohm BNC	
					C-SX-089 Cust Drawing	Issue 1.0 Sheet 2 / 2